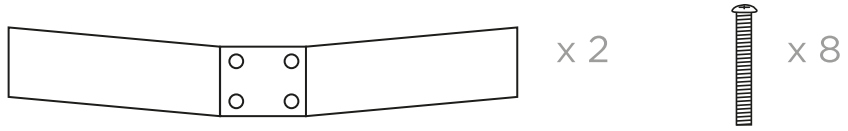
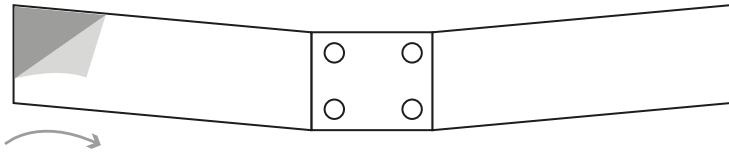


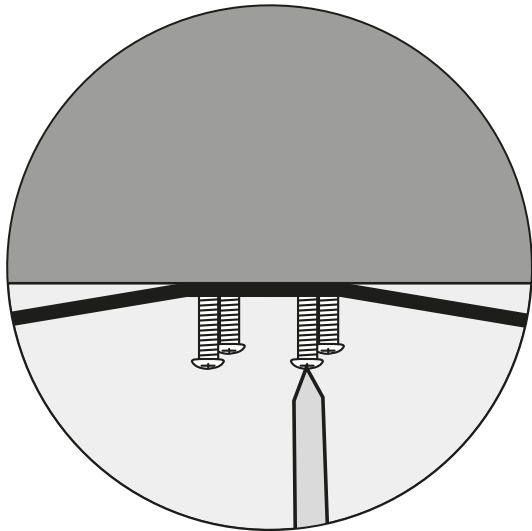
# FREESTANDING PANEL FEET



**1** Remove protective film covering from feet.



**2** Screws come pre-drilled in the panel. Turn panel onto side, undo screws, line up pre-drilled feet holes with panel holes and screw into place securely.



**3** Stand upright on feet.

